



# NORTHERN ILLINOIS FOOD BANK

Fiscal Year 2023 Annual Report Summary (July 1, 2022–June 30, 2023)



## NEIGHBORS. EMPOWERED.

When children have access to nutritious meals, it supports their physical and mental development, reduces chronic disease, supports concentration and their academic performance. Northern Illinois Food Bank's Weekend Backpack Program helps kids get the nutritious food they need when Federal school meals are not available. This is especially critical now as the **number of children experiencing food insecurity in the United States increased by 44% in 2022** according to a report released by the United States Department of Agriculture (USDA).

One of those children is Noel, a second grader we met at a Backpack Program site in Northern Illinois. His mom, Danielle, bravely shared her family's financial struggles and worries about food insecurity with us. *"I've cried,"* she said, adding, *"There were times my kids were hungry, and we had nothing to eat at home. We hoped that they would go to bed early and fall asleep to forget about their hunger."*

Danielle shares her home with her husband, her son Noel, her preschool-aged daughter, and a friend, whom she is caring for while undergoing medical treatments. To help ease the stress of having enough food to feed her household of five, Danielle inquired about the backpack program after reading about it in a community newsletter.

*"At first, I was shy about asking because I didn't know what the school would think about us,"* she said. *"I've felt embarrassed by my situation and don't want to be seen as helpless."* Setting those feelings aside, she said the program has brought some much-needed relief.

*"My son bringing home the backpack with food makes me feel relieved knowing that we will have food for the kids during the weekend,"* Danielle said.

With a smile, Noel added, *"The food makes me happy!"*

With the high cost of childcare, Danielle can only work part-time (at her son's school) while her kids are in school. Her husband is a landscaper, but with the seasonal nature of his work, when demand declines, he picks up extra work clearing snow and ice during the winter months.

*"Sometimes we have to swallow our pride for our little ones,"* she said. *"All they know is that they have to eat."* Accepting help during a tough time to meet her children's needs erased any embarrassment Danielle initially felt.

To the Northern Illinois Food Bank's volunteers and donors who support the Backpack Program and other vital community resources, Danielle extended her gratitude.

*"Thank you for helping our kids. If the kids are hungry and need to eat, they don't have to worry because they have food at home."*



## From the Desk of Julie Yurko

With another incredible year behind us I continue to be amazed by two things – the courage of our

neighbors to ask for help and the grit of our team and network to meet the demand. **We are serving more than 500,000 neighbors each month**, 30% more than last year and 75% more than pre-pandemic. We have succeeded in increasing awareness so neighbors can find us and changing our practices to be more neighbor centered so those looking for help are served with dignity, equity and convenience.

We relied on 20,000 unique volunteers who donated 137,000 volunteer hours last year to help provide 82.3 million meals. We brought Mobile Markets to neighbors at 565 sites and distributed more than 5 million meals through our My Pantry Express and Winnebago Community Market. Because we are committed to providing nutritious foods, 28% of food distributed was fresh produce and 15% was protein.



We need community support to continue to provide for our neighbors and I invite you to **be a part of the solution because together we are Neighbors. Empowered.**

With gratitude,

Julie Yurko  
President and CEO

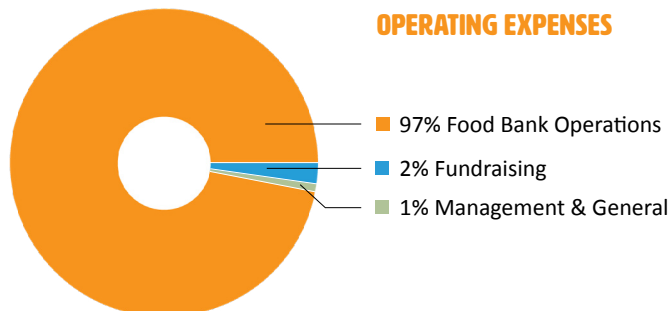


NEIGHBORS.  
EMPOWERED.

# NORTHERN ILLINOIS FOOD BANK

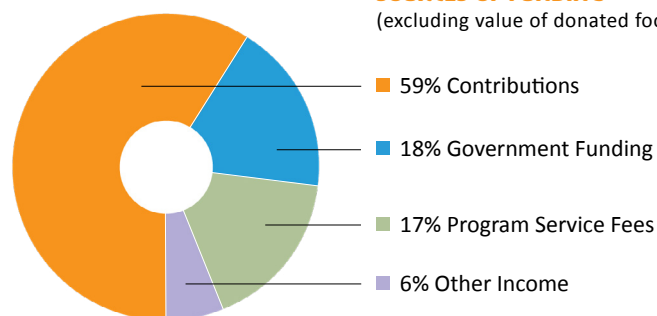
Fiscal Year 2023 Annual Report Summary (July 1, 2022–June 30, 2023)

## OPERATING EXPENSES



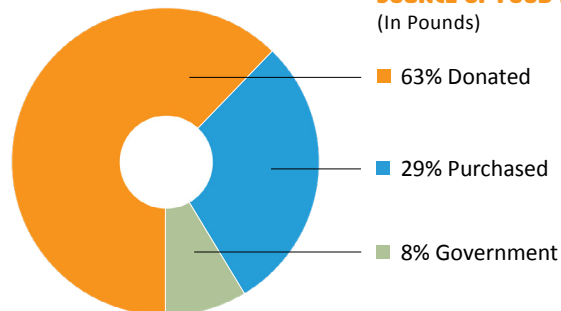
## SOURCES OF FUNDING

(excluding value of donated food)



## SOURCE OF FOOD RECEIVED

(In Pounds)



## FY23 FINANCIAL SUMMARY

### REVENUE AND SUPPORT

Program service fees	\$ 7,386,815
Contributions and grants	\$ 25,295,114
Fees and grants from Government agencies	\$ 7,483,079
Donated goods and services	\$ 129,102,026
Other income	\$ 2,363,237
<b>Total Revenue and Support</b>	<b>\$ 171,630,271</b>

### EXPENSES

Food Bank operations (program services)	\$ 38,107,504
Contributed food distributed	\$ 128,057,088
Management and general	\$ 2,533,483
Fundraising	\$ 3,396,331
<b>Total Expenses</b>	<b>\$ 172,094,406</b>

### ASSETS

Cash	\$ 9,505,012
Investments	\$ 28,533,338
Accounts receivable	\$ 4,961,958
Inventory	\$ 7,014,534
Right-of-use lease assets	\$ 1,953,007
Prepaid and other assets	\$ 230,604
Property and equipment, net of depreciation	\$ 19,925,475
<b>Total Assets</b>	<b>\$ 72,123,928</b>

### LIABILITIES

Accounts payable	\$ 1,729,113
Lease liabilities	\$ 2,131,972
Accrued expenses	\$ 1,206,727
Due to agencies	\$ 423,747
Bonds payable	\$ 5,027,821
<b>Total Liabilities</b>	<b>\$ 10,519,380</b>

### NET ASSETS

Unrestricted	\$ 57,125,098
Temporarily restricted	\$ 4,479,450
<b>Total Net Assets</b>	<b>\$ 61,604,548</b>

## THANK YOU TO OUR SUPPORTERS, DONORS & PARTNERS

View a list of Food Bank supporters, donors and partners at [SolveHungerToday.org/annualreport](https://SolveHungerToday.org/annualreport)



**82.3M**

Meals distributed



**20,000**

Volunteers



**28%**

Fresh Produce



**565**

Mobile Markets